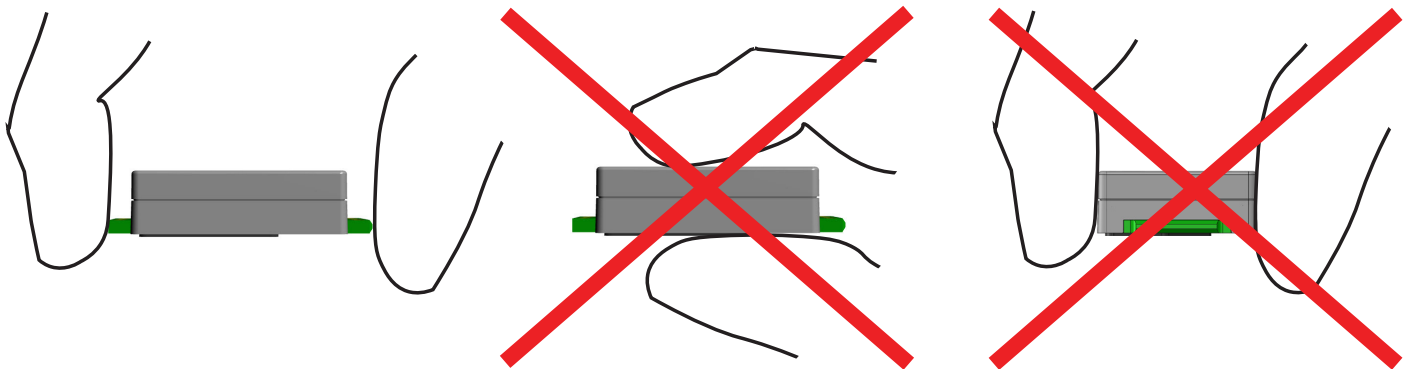


Handling Manual

LP8

Miniature CO₂ sensor module for battery-powered applications



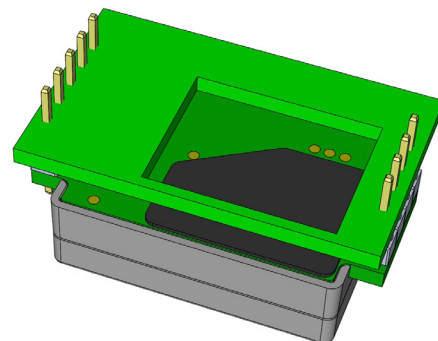
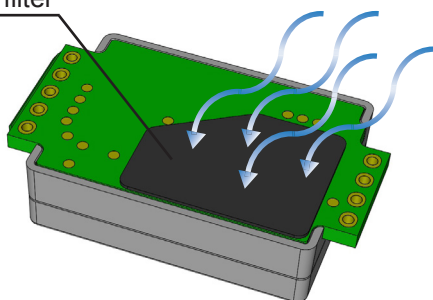
ESD

NOTE:
ESD sensitive product.
Use ESD protection equipment.



NOTE:
Handle sensor by holding PCB only.
Never touch sensor with bare hands! Use clean gloves
to avoid dust, grease or other contaminations.
OBA shall not be subjected to any force.

Particle filter



NOTE:
To ensure airflow, and quick sensor response time to
changes in environment: do not block particle filter!

Installation and soldering

See IPC-J-STD-001 for acceptable soldering conditions in general.

Selective soldering machine (drag soldering method): Soldering temperature 295°C during three seconds.


Hand soldering: Soldering iron temperature 380°C during two seconds/pin.

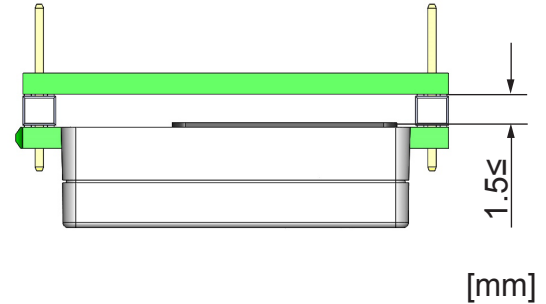
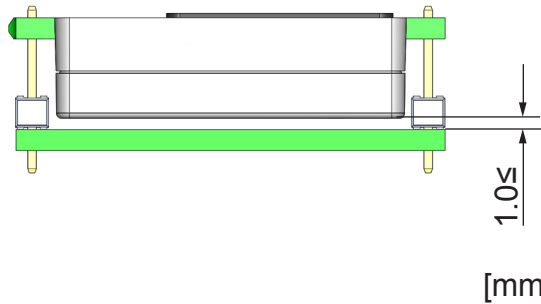
Mechanical properties


Please refer to mechanical drawing for detailed specification of dimensions and tolerances.


Layout considerations:

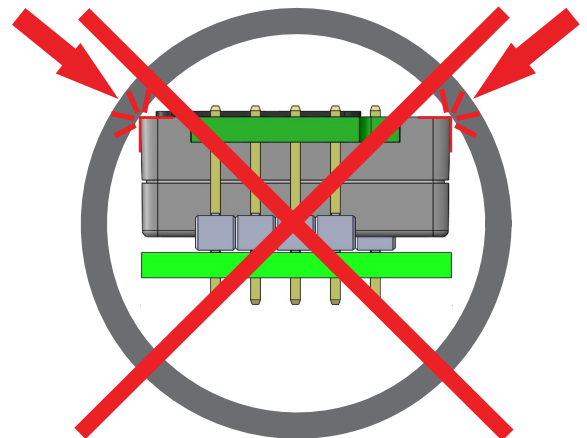
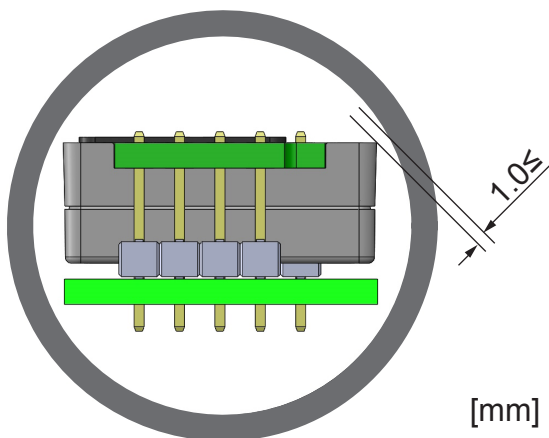
Use cut-outs or slits in main board to reduce mechanical stress to sensor due to board thermal expansion.


 NOTE:
No gluing or moulding on OBA.



 NOTE:
1.0mm \leq minimum distance
from OBA to cover/PCB.

 NOTE:
1.5mm \leq minimum distance
from particle filter to cover/PCB.



 NOTE:
1.0mm \leq minimum distance
from OBA to cover/PCB.

Storage

Storage in sealed ESD bags.
Storage temperature: -40 – 70°C

Requirements on storage environment: In normal IAQ environments corrosive environments are excluded.

Inspection - verification

Transport, handling and assembly may affect calibration.

A host system counts ABC (Automatic Baseline Correction) period itself and has to write ABC command to the "Calculation Control byte" when ABC period (eight days) expires. Please, contact SenseAir for further information! Preferably, please inspect and perform zero calibration after any, or all, transports.